

FULLY AUTOMATIC ESPRESSO COFFEE MACHINES















X60 S100

AutoSteam Cold Touch

code:ongoing

Performance

Espresso Output (cups / h)	260
Coffee Output (cups/ h)	180
Hot Water Output (litres/h - 500cc quantities)	50
Liquid Heating - AutoSteam (litres/h - 500cc quantities)	20
Liquid Heating - Steam Wand (litres/h - 500cc quantities)	40

 Recommended cups per day: up to 600	 Steam Wand with Temperature Sensor
 11" Display TFT with Selection Keys	 Third Grinder-Doser
 7" Touch Screen Display	 PGS
 Preheated Metal Carousel Coffee Group	 AWS - Automatic Washing System
 Turbo Function	 Wi-Fi Connectivity
 Smart Boiler	 Bi-Directional Telemetry
 AutoSteam Cold Touch	 USB Port



Features

Drink selections	Up to 96
TFT Display + Selection Keys	Up to 7 recipes can be selected per page
Hot Water selection	2
Boilers and Capacity (L)	1 x 4 + 1 x 1
Grinder-Dosers	3
Coffee Hoppers and Capacity (Kg)	2 x 1,2 (o 1 x 2,4) + 1 x 0,5
Coffee Group Diameter (mm)	42 or 50
AutoSteam Cold Touch	1
Steam Wand with Temperature Sensor	1

Technical Information

Width x Depth x Height (mm)	530 x 682 x 830
Weight (Kg)	95
Power at 380-415V3N 50Hz (W)	6600 - 7800

Accessories

CSI/CCI Cable

CODE: 535959000

